



Machine Model: CM-32

Technical Specifications:


- Pipe bending machine with gear system
- Maximum bending capacity 32X2 mm diameter
- Eccentric clamp
- Support roller
- Electric motor driven
- Precise bending with brake motor
- External brake lining cooling fan
- Max. 190 bending angle
- Motor power 2.2 kW
- Mandrel length 1650 mm.
- Electrical panel safety lock and panel lock with key
- Two years guarantee; technical service and training confidency by CANSA MAKINA
- Suitable for CE

Video Link




The Precision of Bending Degree With Brake Motor

Miter Apparatus



Graduated Chuck



Machine Model: CM-32S

Video Link




Touch screen system





Machine Model: CM-51



Technical Specifications:

- Pipe bending machine with gear system
- Maximum bending capacity 51X3 mm diameter
- Eccentric clamp
- Eccentric support
- Electric motor driven
- Precise bending with brake motor
- External brake lining cooling fan
- Motor power 5.5 kW
- Max. 190 bending angle
- Mandrel length 3100 mm.
- Electrical panel safety lock and panel lock with key
- Two years guarantee; technical service and training confidency by CANSMA MAKINA
- Suitable for CE

Manufacture Of Cansa Makina
Strong Gear System



Graduated Chuck

Video Link



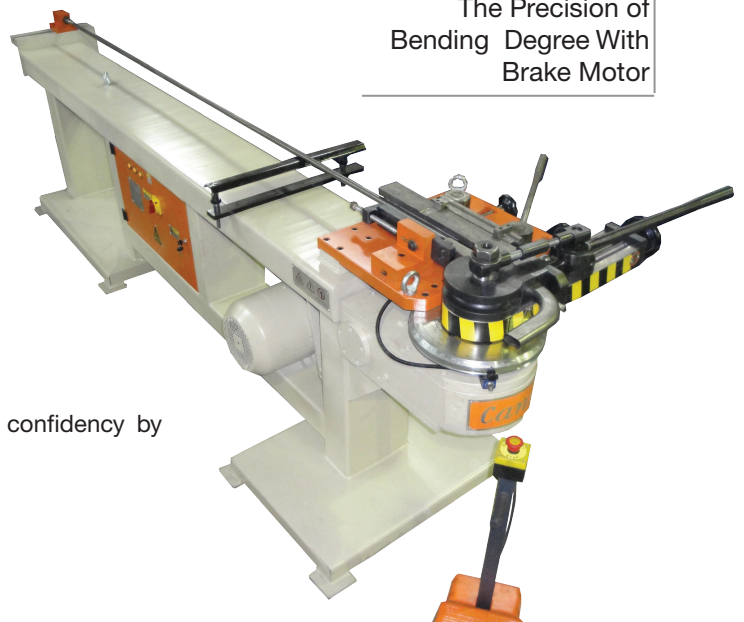
Bending Group and
Support Group

Machine Model: CM-76

Technical Specifications:


- Pipe bending machine with gear system
- Maximum bending capacity 76X3 mm diameter
- Eccentric clamp
- Eccentric support
- Electric motor driven
- Precise bending with brake motor
- External brake lining cooling fan
- Motor power 7.5 kW
- Max. 190 bending angle
- Mandrel length 3150 mm.
- Electrical panel safety lock and panel lock with key
- Two years guarantee; technical service and training confidency by CANSMA MAKINA
- Suitable for CE

The Precision of
Bending Degree With
Brake Motor





Machine Model: CMH-32 With Button and Screen



Video Link



- The specifications of CMH 32 with button plus
- Ability to bend different bending degrees in succession and to record the name of the models on the memory

OR



- Mandrel piston move back and forth after bending. In this way, the pipe can be easily removed from the mandrel.
- Hydraulic clamp prevents pipe to slip, thus you can get better quality of bending.

- 4,3" color touch screen
- Manual or automatic operation on the screen
- Ability to see daily / total amount of production on the screen
- Ability to record 100 different programmes



Safety Plate

CANSA MAKINA
SANAYİ VE TİC. LTD. ŞTİ.

Technical Specifications:

- NC system pipe bending machine with gear system
- Maximum bending capacity 32X2 mm diameter
- Hydraulic clamp
- Hydraulic mandrel
- Max. 190 bending angle
- Bending degree with switch
- Electric motor driven
- Precise bending with brake motor
- External brake lining cooling fan
- Manual or automatic operation with the button
- Foot pedal control
- Safety plate with pro-switch
- Mandrel length 2000 mm.
- Max. hydraulic pressure 120 bar
- Total motor power 4.4 kW
- Electrical panel safety lock and panel lock with key
- Two years guarantee; technical service and training confidancy by CANSA MAKINA
- Suitable for CE

	
Job Safety Firstly! You can not open the electrical panel before switch of	Electrical panel is suitable for CE
	
Duble oil filters; suction and return; oil pollution indicator	Hydraulic Clamp
	
Strong piston	High quality hydraulic unit



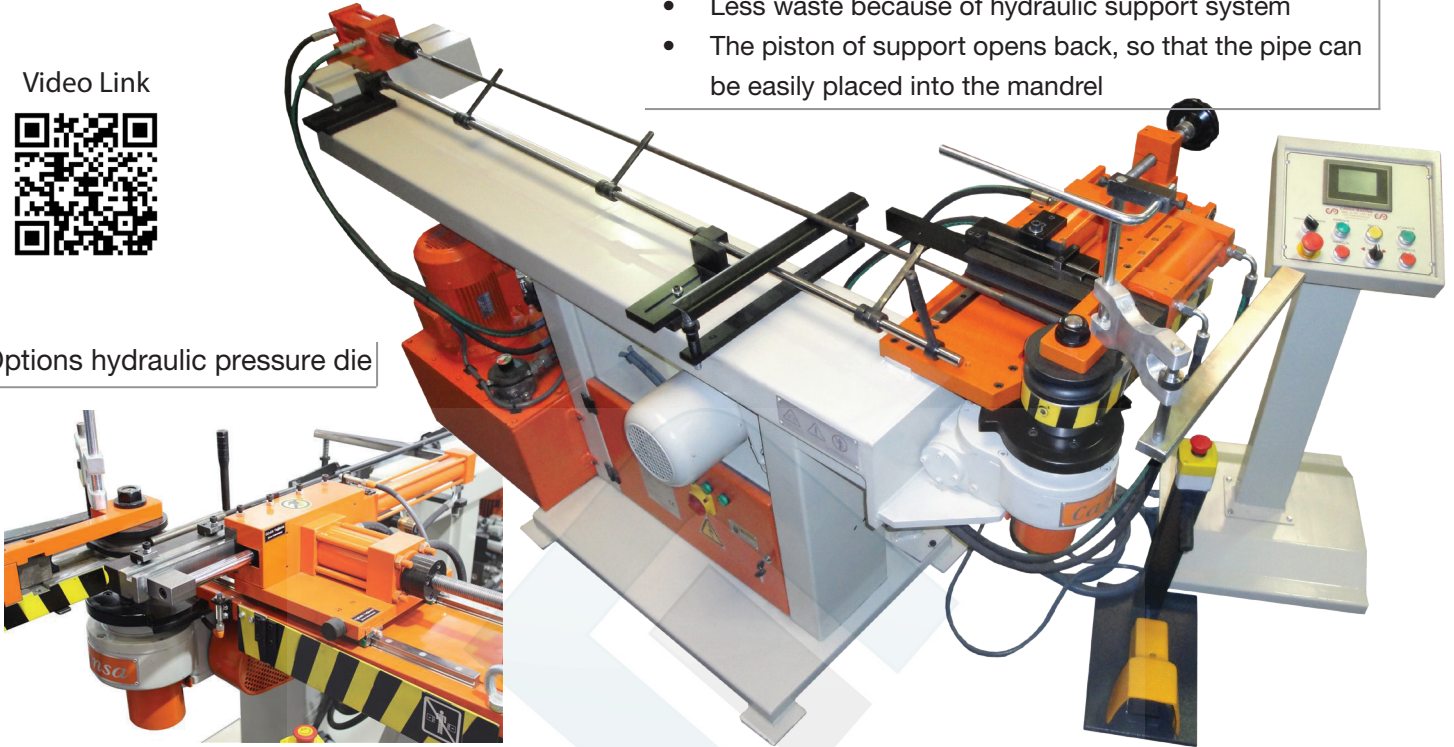
Machine Model: CMH-32 With Screen and Support

Video Link



- The specifications of CMH 32 with screen plus
- Less waste because of hydraulic support system
- The piston of support opens back, so that the pipe can be easily placed into the mandrel

Options hydraulic pressure die



Technical Specifications:

- NC system pipe bending machine with gear system
- Maximum bending capacity 32X2 mm diameter
- Hydraulic clamp
- Hydraulic mandrel
- Hydraulic support
- Max. 190 bending angle
- Bending degree with encoder
- Electric motor driven
- Precise bending with brake motor
- External brake lining cooling fan
- 4,3" color touch screen
- Manual or automatic operation on the screen
- Ability to see daily / total amount of production on the screen
- Ability to control the tightening times of moving parts and to hold the desired pressure on the screen
- To follow error messages on the screen and on the watch page
- Foot pedal or button control optionally
- Safety plate with pro-switch
- Ability to record 100 different programmes
- Mandrel length 2000 mm.
- Max. hydraulic pressure 120 bar
- Total motor power 4.4 kW
- Electrical panel safety lock and panel lock with key
- Two years guarantee; technical service and training confidency by CANSA MAKINA
- Suitable for CE





Machine Model: NC CARRIAGE SYSTEM

**CMH32
CMH42
CMH51
CMH76
CMH90**




Video Link



Technical Specifications:

- CMH32 in addition
- Ability to see the distance of pipe progress and rotation degree on the screen





Machine Model: CMH-42

Video Link



Options hydraulic pressure die





Technical Specifications:

- NC system pipe bending machine with gear system
- Maximum bending capacity 42X2 mm diameter
- Hydraulic clamp
- Hydraulic mandrel
- Hydraulic support
- Max. 190 bending angle
- Bending degree with encoder
- Electric motor driven
- Precise bending with brake motor
- External brake lining cooling fan
- 4,3" color touch screen
- Manual or automatic operation on the screen
- Ability to see daily / total amount of production on the screen
- Ability to control the tightening times of moving parts and to hold the desired pressure on the screen
- To follow error messages on the screen and on the watch page
- Foot pedal or button control optionally
- Safety plate with pro-switch
- Ability to record 100 different programmes
- Mandrel length 2600 mm.
- Max. hydraulic pressure 140 bar
- Total motor power 7 kW
- Electrical panel safety lock and panel lock with key
- Two years guarantee; technical service and training confidency by CANSA MAKINA
- Suitable for CE





Machine Model: CMH-51



Support Group

Options hydraulic pressure die







Manufacture Of Cansa Makina
Strong Gear System

Technical Specifications:

- NC system pipe bending machine with gear system
- Maximum bending capacity 51X3 mm diameter
- Hydraulic clamp
- Hydraulic mandrel
- Hydraulic support
- Max. 190 bending angle
- Bending degree with encoder
- Electric motor driven
- Precise bending with brake motor
- External brake lining cooling fan
- 7" color touch screen
- Manual or automatic operation on the screen
- Ability to see daily / total amount of production on the screen
- Ability to control the tightening times of moving parts and to hold the desired pressure on the screen
- To follow error messages on the screen and on the watch page
- Foot pedal or button control optionally
- Ability to record 1000 different programmes
- Mandrel length 3100 mm.
- Max. hydraulic pressure 140 bar
- Total motor power 11 kW
- Safety plate with pro-switch
- Supported bend arm and bottom arm
- Electrical panel safety lock and panel lock with key
- Two years guarantee; technical service and training confidency by CANSA MAKINA
- Suitable for CE

Video Link




 <p>Coloured Touch Screen</p>	 <p>Clamping piston on the bending arm even with the maximum radius.</p>
 <p>Double oil filters; suction and return; oil pollution indicator</p>	 <p>Stronger support group with four linear carriages</p>
 <p>Job Safety Firstly! You can not open the electrical panel before switch of</p>	 <p>Safety plate / supported bend arm and bottom arm that prevent sagging over time</p>



Machine Model: CMH-76

Manufacture Of Cansa Makina
Strong Gear System









Technical Specifications:

- NC system pipe bending machine with gear system
- Maximum bending capacity 76X3 mm diameter
- Hydraulic clamp
- Hydraulic mandrel
- Hydraulic support
- Max. 190 bending angle
- Bending degree with encoder
- Electric motor driven
- Precise bending with brake motor
- External brake lining cooling fan
- 7" color touch screen
- Manual or automatic operation on the screen
- Ability to see daily / total amount of production on the screen
- Ability to control the tightening times of moving parts and to hold the desired pressure on the screen
- To follow error messages on the screen and on the watch page
- Foot pedal or button control optionally
- Ability to record 1000 different programmes
- Mandrel length 3150 mm.
- Max. hydraulic pressure 140 bar
- Total motor power 13 kW
- Safety plate with pro-switch
- Supported bend arm and bottom arm
- Electrical panel safety lock and panel lock with key
- Two years guarantee; technical service and training confidency by CANSA MAKINA
- Suitable for CE

Video Link



 <p>Coloured Touch Screen</p>	 <p>Clamping piston on the bending arm even with the maximum radius.</p>
 <p>Double oil filters; suction and return; oil pollution indicator</p>	 <p>Stronger support group with four linear carriages</p>
 <p>Job Safety Firstly! You can not open the electrical panel before switch of</p>	 <p>Safety plate / supported bend arm and bottom arm that prevent sagging over time</p>



Machine Model: NC-76

Video Link
NC76



Technical Specifications:

- NC system hydraulic pipe bending machine
- Maximum bending capacity 76X4 mm diameter
- Bending axis by hydraulic valves
- Hydraulic clamp
- Hydraulic pressure die
- Hydraulic mandrel
- Hydraulic support
- Hydraulic motor power 15 kW
- Hydraulic clamp system with bottom clamping
- Automatically activated hydraulic oil cooler and double fans
- Timed automatic lubrication for working components
- Automatic mandrel lubrication
- Max. 190 bending angle
- Bending degree with encoder
- 7"color touch screen
- Manual or automatic operation on the screen
- To see daily / total amount of production on the screen
- Security warning light
- To follow error messages on the screen and on the watch page
- Foot pedal or button control optionally
- Ability to record 1000 different programmes
- Mandrel length 4000 mm.
- Max. hydraulic pressure 210 bar
- Safety plate on the front and back of the bending head
- Supported bend arm and bottom arm
- Electrical panel safety lock and panel lock with key
- Two years guarantee; technical service and training confidency by CANSA MAKINA
- Suitable for CE



Video Link
NC90





Machine Model: NC-90 Booster

Video Link


Technical Specifications:

- NC system hydraulic pipe bending machine
- Maximum bending capacity 90X5 mm diameter
- Bending axis by hydraulic valves
- Hydraulic booster
- Hydraulic clamp
- Hydraulic pressure die
- Hydraulic mandrel
- Hydraulic support
- Total motor power 28 kW
- Hydraulic clamp system with bottom clamping
- Automatically activated hydraulic oil cooler and double fans
- Timed automatic lubrication for working components
- Automatic mandrel lubrication
- Max. 190 bending angle
- Bending degree with encoder
- 7" color touch screen
- Manual or automatic operation on the screen
- To see daily / total amount of production on the screen
- Security warning light
- To follow error messages on the screen and on the watch page
- Foot pedal or button control optionally
- Ability to record 1000 different programmes
- Mandrel length 6000 mm.
- Max. hydraulic pressure 210 bar
- Safety plate on the front and back of the bending head
- Supported bend arm and bottom arm
- Electrical panel safety lock and panel lock with key
- Two years guarantee; technical service and training confidency by CANSA MAKINA
- Suitable for CE






Machine Model: NC-114

Video Link



Technical Specifications:

- NC system hydraulic pipe bending machine
- Maximum bending capacity 114X6 mm diameter
- Bending axis by hydraulic valves
- Hydraulic clamp
- Hydraulic pressure die
- Hydraulic mandrel
- Hydraulic support
- Total motor power 30 kW
- Hydraulic clamp system with bottom clamping
- Automatically activated hydraulic oil cooler and double fans
- Timed automatic lubrication for working components
- Automatic mandrel lubrication
- Max. 190 bending angle
- Bending degree with encoder
- 10" color touch screen
- Manual or automatic operation on the screen
- To see daily / total amount of production on the screen
- Security warning light
- To follow error messages on the screen and on the watch page
- Foot pedal or button control optionally
- Ability to record 1000 different programmes
- Mandrel length 6000 mm.
- Max. hydraulic pressure 240 bar
- Safety plate on the front and back of the bending head
- Supported bend arm and bottom arm
- Electrical panel safety lock and panel lock with key
- Two years guarantee; technical service and training confidency by CANSA MAKINA
- Suitable for CE




Machine Model: CNC38 R1

Technical Specifications:

- CNC tube bending machine
- PLC kontrol
- Maximum bending capacity 38X3 mm diameter
- Feeding axis by servo motor
- Rotation axis by servo motor
- Bending axis by hydraulic valves
- Hydraulic clamp
- Hydraulic pressure die
- Hydraulic mandrel
- Hydraulic support
- Hydraulic clow collet
- Hydraulic clamp system with bottom clamping
- Max. 190 bending angle
- Bending degree with encoder
- Automatic mandrel lubrication
- Timed automatic lubrication for working components
- Automatically activated hydraulic oil cooler and double fans
- 15" PC touch screen
- 3D simulation
- Manual, semi-automatic or automatic operation on the screen
- Working without mandrel
- To see daily / total amount of production on the screen
- To follow error messages on the screen and on the watch page
- Calculation of the length of tube or profile
- Foot pedal or button control optionally
- To record programmes on the memory
- Total motor power 18 kW
- Mandrel length 3250 mm.
- Max. hydraulic pressure 160 bar
- Security warning light
- Safety plate on the front and back of the bending head
- Supported bend arm and bottom arm
- Electrical panel safety lock and panel lock with key
- Two years guarantee; technical service and training confidency by CANS A MAKINA
- Suitable for CE

Video Link





Machine Model: CNC38 R3

Video Link
1



Technical Specifications:

- CNC tube bending machine
- PLC control
- Maximum bending capacity 38X2 mm diameter.
- To make rolling (to bend a wide range of bending with roller)
- To work three different radius at the same time
- Bending axis by servo motor
- Feeding axis by servo motor
- Rotation axis by servo motor
- Mold axis by servo motor
- Hydraulic clamp
- Hydraulic pressure die
- Hydraulic mandrel
- Hydraulic support
- Hydraulic clow collet
- Hydraulic up-down movement
- Timed automatic lubrication for working components
- Automatic mandrel lubrication
- Max. 190 bending angle
- Bending degree with encoder
- Automatically activated hydraulic oil cooler and double fans
- 15" PC touch screen
- 3D simulation
- Manual, semi-automatic or automatic operation on the screen
- To see daily / total amount of production on the screen
- To follow error messages on the screen and on the watch page
- Calculation of the length of tube or profile
- Foot pedal or button control, optionally
- To record programmes on the memory
- Mandrel length 3500 mm.
- Max. hydraulic pressure 140 bar
- Total motor power 22 kW
- Security warning light
- Safety plate on the front and back of the bending head
- Supported bend arm and bottom arm
- Electrical panel safety lock and panel lock with key
- Two years guarantee; technical service and training confidency by CANSMA MAKİNA
- Suitable for CE

Video Link
2






Machine Model: CNC51 R1

Video Link



Technical Specifications:

- CNC tube bending machine
- PLC control
- Maximum bending capacity 51X3 mm diameter
- Feeding axis by servo motor
- Rotation axis by servo motor
- Bending axis by hydraulic valves
- Hydraulic clamp
- Hydraulic mandrel
- Hydraulic pressure die
- Hydraulic support
- Hydraulic clow collet
- Hydraulic clamp system with bottom clamping
- Max. 190 bending angle
- Bending degree with encoder
- Automatic mandrel lubrication
- Timed automatic lubrication for working components
- Automatically activated hydraulic oil cooler and double fans
- 15" PC touch screen
- 3D simulation
- Manual, semi-automatic or automatic operation on the screen
- Working without mandrel
- To see daily / total amount of production on the screen
- To follow error messages on the screen and on the watch page
- Calculation of the length of tube or profile
- Foot pedal or button control optionally
- To record programmes on the memory
- Total motor power 18 kW
- Mandrel length 3500 mm.
- Max. hydraulic pressure 160 bar
- Security warning light
- Safety plate on the front and back of the bending head
- Supported bend arm and bottom arm
- Electrical panel safety lock and panel lock with key
- Two years guarantee; technical service and training confidenciy by CANS A MAKINA
- Suitable for CE



Bottom Clamping



Machine Model: CNC60 R3 and CNC80 R3



Technical Specifications

- CNC tube bending machine
- PLC control
- Maximum bending capacity 60X3 mm diameter OR CNC 80R3 - 80X3 mm
- To make rolling (to bend a wide range of bending with roller)
- To work three different radius at the same time
- Bending axis by servo motor
- Feeding axis by servo motor
- Rotation axis by servo motor
- Mold axis by servo motor
- Hydraulic clamp
- Hydraulic mandrel
- Hydraulic pressure die
- Hydraulic support
- Hydraulic clow collet
- Hydraulic up-down movement
- Max. 190 bending angle
- Bending degree with encoder
- Automatically activated hydraulic oil cooler and double fans
- Timed automatic lubrication for working components
- Automatic mandrel lubrication
- 15" PC touch screen
- 3D simulation
- Manual, semi-automatic or automatic operation on the screen
- To see daily / total amount of production on the screen
- To follow error messages on the screen and on the watch page
- Calculation of the length of tube or profile
- Foot pedal or button control optionally
- To record programmes on the memory
- Mandrel length 3900 mm.
- Max. hydraulic pressure 200 bar
- Total motor power 32 kW or 42 kW
- Security warning light
- Safety plate on the front and back of the bending head
- Supported bend arm and bottom arm
- Electrical panel safety lock and panel lock with key
- Two years guarantee; technical service and training confidency by CANSA MAKINA
- Suitable for CE


Video Link




Bending Group


Machine Model: CNC76 R1

Video Link


Technical Specifications:


- CNC tube bending machine
- PLC control
- Maximum bending capacity 76X4 mm diameter
- Feeding axis by servo motor
- Rotation axis by servo motor
- Bending axis by hydraulic valves
- Hydraulic clamp
- Hydraulic mandrel
- Hydraulic pressure die
- Hydraulic support
- Hydraulic clow collet
- Timed automatic lubrication for working components
- Automatic mandrel lubrication
- Max. 190 bending angle
- Bending degree with encoder
- Hydraulic clamp system with bottom clamping
- Automatically activated hydraulic oil cooler and double fans
- 15" PC touch screen
- 3D simulation
- Manual, semi-automatic or automatic operation on the screen
- Working without mandrel
- To see daily / total amount of production on the screen
- To follow error messages on the screen and on the watch page
- Calculation of the length of tube or profile
- Foot pedal or button control optionally
- To record programmes on the memory
- Mandrel length 3700 mm.
- Max. hydraulic pressure 210 bar
- Total motor power 35 kW
- Security warning light
- Safety plate on the front and back of the bending head
- Supported bend arm and bottom arm
- Electrical panel safety lock and panel lock with key
- Two years guarantee; technical service and training confidency by CANSA MAKINA
- Suitable for CE





Machine Model: CNC114R1

Video Link



Technical Specifications:

- CNC tube bending machine
- PLC control
- Maximum bending capacity 114X6 mm diameter
- Feeding axis by servo motor
- Rotation axis by servo motor
- Bending axis by hydraulic valves
- Hydraulic clamp
- Hydraulic mandrel
- Hydraulic pressure die
- Hydraulic support
- Hydraulic clow collet
- Timed automatic lubrication for working components
- Automatic mandrel lubrication
- Max. 190 bending angle
- Bending angle with encoder
- Hydraulic clamp system with bottom clamping
- Automatically activated hydraulic oil cooler and double fans
- 15" PC touch screen
- 3D simulation
- Manual, semi-automatic or automatic operation on the screen
- Working without mandrel
- To see daily / total amount of production on the screen
- To follow error messages on the screen and on the watch page
- Calculation of the length of tube or profile
- Foot pedal or button control optionally
- To record programmes on the memory
- Mandrel length 4000 mm.
- Max. hydraulic pressure 240 bar
- Total motor power 35 kW
- Security warning light
- Safety plate on the front and back of the bending head
- Supported bend arm and bottom arm
- Electrical panel safety lock and panel lock with key
- Two years guarantee; technical service and training confidency by CANSMA MAKINA
- Suitable for CE





Machine Model: End - Forming Machine

Video Link

1

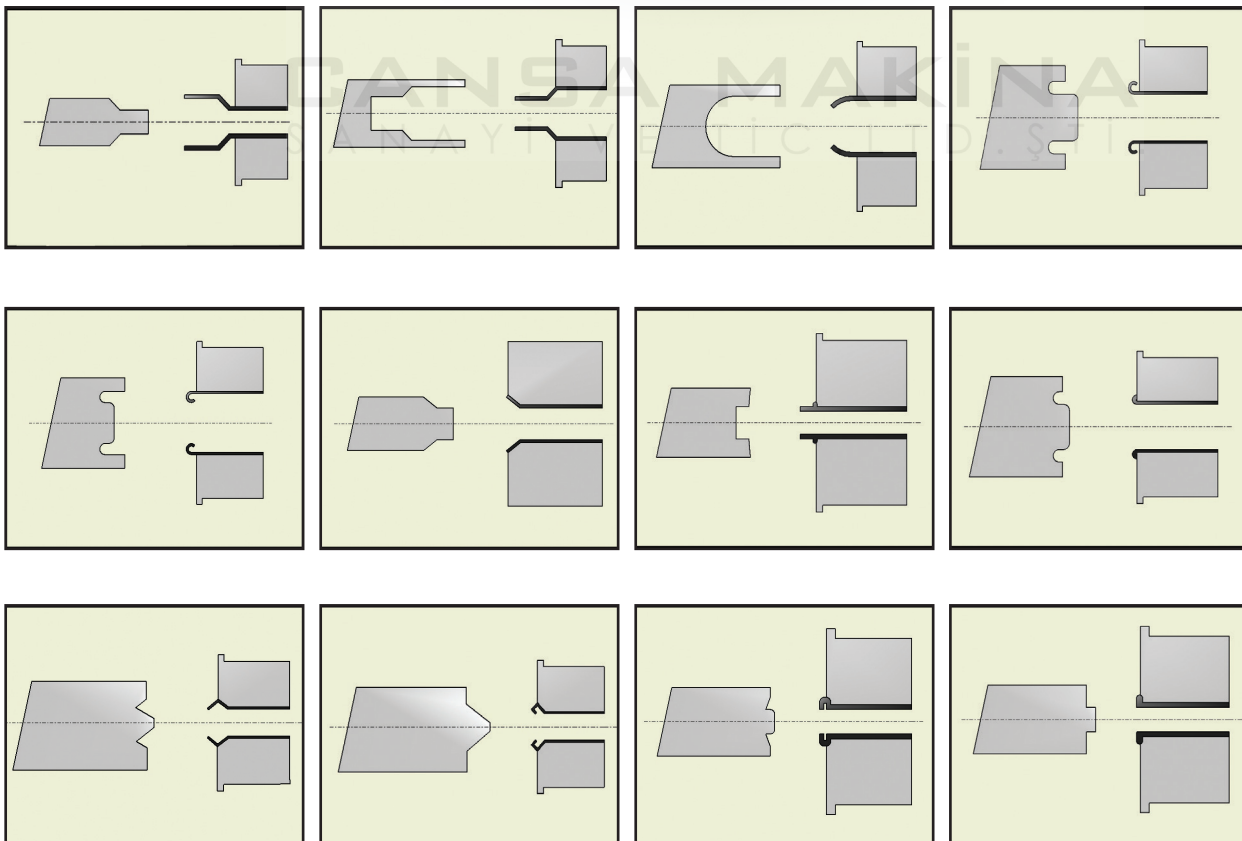


Technical Specifications:

- NC system tube end - forming machine
- Maximum 38X2 mm diameter & 76X3 mm
- Hydraulic clamp
- Hydraulic forming
- 3.2" color touch screen
- Manual or automatic operation on the screen
- To see daily / total amount of production on the screen
- To control the forming times of moving parts and to hold them desired pressure on the screen
- Foot pedal or button control (optionally)
- Ability to record 100 different programmes
- Max. hydraulic pressure 150 bar
- Motor power 7.5 kW
- Electrical panel safety lock and panel lock with key
- Two years guarantee; technical service and training confidency by CANSA MAKINA
- Suitable for CE

Video Link

2





Machine Model: HFM38 2S and HFM76 2S

Video Link



Technical Specifications:

- NC system tube end - forming machine
- 2 stations
- Maximum 38X2 mm diameter
- Hydraulic clampHydraulic double forming
- Pneumatic buffer 4.3" color touch screen
- Manual or automatic operation on the screenTo see daily / total amount of production on the screen
- To control the forming times of moving parts and to hold them desired pressure on the screen
- Foot pedal or button control (optionally)Ability to record 100 different programmes
- Max. hydraulic pressure 150 bar
- Motor power 7.5 kw
- Electrical panel safety lock and panel lock with key
- Two years guarantee; technical service and training confidency by CANSA MAKİNASuitable for CE

CANSA MAKİNA
SANAYİ VE TİC.LTD.ŞTİ.







Machine Model: Profile - Pipe Punching Machine
PDM 3000

Video Link


Technical Specifications:

- CNC profile and pipe punching machine
- Maximum pipe diameter 90 mm
- Maximum profile size 40X80 – 60X60 mm
- Very precise progress with servo motor and planet reduction gear
- Hydraulic punching
- 30 tons hydraulic press
- Total motor power 5.5 kW
- Pneumatic profile-pipe retaining clamp
- Blowing at the core automatically and burr throw
- Automatically activated hydraulic oil cooler and fan
- Timed automatic lubrication for working components
- Switch adjustable hydraulic press
- CNC system and 4.3" touch screen
- Manual or automatic operation on the screen
- To see daily/total amount of production on the screen
- To follow error messages on the screen and on the watch page
- Foot pedal or button control optionally
- Ability to record programmes
- Standard machine length for punching 3000 mm
- Maximum hydraulic pressure 190 bar
- Electrical panel safety lock and panel lock with key
- Two years guarantee; technical service and training confidancy by CANSA MAKINA
- Suitable for CE,





Machine Model: Profile - Pipe Punching Machine

PDM-3000 Y

Video Link




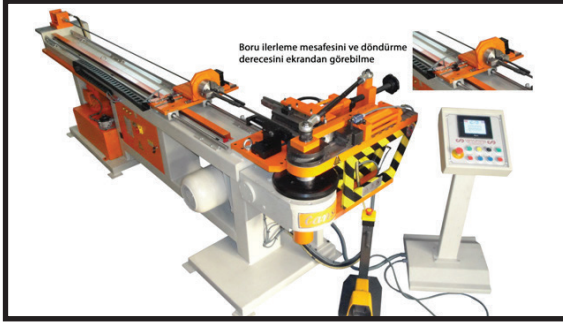
Technical Specifications:

- CNC profile and pipe punching machine
- Maximum pipe diameter 90 mm
- Maximum profile size 40X80 – 60X60 mm
- Very precise progress with servo motor and planet reduction gear
- Hydraulic punching
- 30 tons hydraulic press
- Total motor power 5.5 kW
- Pneumatic profile-pipe retaining clamp
- Blowing at the core automatically and burr throw
- Automatically activated hydraulic oil cooler and fan
- Timed automatic lubrication for working components
- Switch adjustable hydraulic press
- CNC system and 4.3" touch screen
- Manual or automatic operation on the screen
- To see daily/total amount of production on the screen
- To follow error messages on the screen and on the watch page
- Foot pedal or button control optionally
- Ability to record programmes
- Standard machine length for punching 3000 mm
- Maximum hydraulic pressure 190 bar
- Electrical panel safety lock and panel lock with key
- Two years guarantee; technical service and training confidency by CANSA MAKINA
- Suitable for CE,
- Working speed minute 40 hit







Options



- Ability to see the distance of pipe progress and rotation degree on the screen
- Support Apparatus
- Hydraulic Booster



- Simulation Standart (CNC Group)
- Safety Mat
- Manual carriage and rotation

Uses





Technical Specifications

MANUAL Pipe Bending CM MODELS

	CM 32	CM42	CM51	CM 76
Max. Pipe diameter (mm)	32	42	51	76
Max. Wall thicknes (mm)	2	2	3	3
Max. profile (mm)	30x30x1,5	40x40x2	50x50x2	60x60x2
Max. stainless stell (mm)	25x1,5	38x1,5	48x1,5	60x2
Max. Bending radius (mm)	275	250	250	250
Max. Bending angle (°)	190	190	190	190
Bending speed (°/sn)	60	40	35	20
Motor power(kw)	2,2	4,0	5,5	7,5
Mandrel Length (mm)	1650	2600	3150	3150
Bending Accuracy	± 0,5	± 0,5	± 0,5	± 0,5
Weight (kg)	220	750	1000	1100
Length (mm)	1950	3150	3700	4000
Width (mm)	850	1000	1000	1000
Height (mm)	925	1050	1050	1050

Hydraulic Pipe Bending CMH MODELS (GEAR BOX SYSTEMS)

	CMH 32 (NC)	CMH 42 (NC)	CMH 51 (NC)	CMH 76 (NC)	CMH 90 (NC)
Max. Pipe diameter (mm)	32	42	51	76	89.9
Max. Wall thicknes (mm)	2	2	3	3	3
Max. profile (mm)	30x30x1,5	40x40x1,5	50x50x2	60x60x3	60x60x3
Max. stainless stell (mm)	25x2	38x1,5	48x1,5	60x2	70x2
Max. Bending radius (mm) CLR	275	225	225	250	250
Max. Bending angle (°)	190	190	190	190	190
Bending speed (°/sn)	60	40	35	20	15
Motor power (kW)	2,2	4	5,5	7,5	11
Hydraulic motor power (kW)	2,2	3	5,5	5,5	7,5
Total motor power	4,4	7	11	13	18,5
Mandrel Length (mm)	2000	2600	3150	3150	4000
Bending Accuracy	± 0,2	± 0,2	± 0,2	± 0,2	± 0,2
Oil tank capacity (L)	45	45	65	65	65
Max. Hydraulic pressure (bar)	120	120	140	140	170
Weight (kg)	450/625	900	1360	1450	2000
Length (mm)	2650	3150	3850	3900	5000
Width (mm)	850	1400	1400	1400	1500
Height (mm)	1050	1150	1200	1300	1300

Note: Cansa Makina reserve to change models, equipments, technical specifications and colours of the machines produced by Cansa Makina without prior notice. The models offered to sale may be different from the models in the website or catalogue.



Technical Specifications

Hydraulic Pipe Bending CMH MODELS (FULL-HYDRAULIC)

	CMH 32 (NC)	CMH 42 (NC)	CMH 51 (NC)	CMH 76(NC)	CMH 90 (NC)	CMH 114 (NC)	CMH 140	CMH168 (NC)
Max. Pipe diameter (mm)	32	42	51	76	89.9	114.3	140	168
Max. Wall thickness (mm)	3	3	4	5	5	6	5	8
Max. profile (mm)	30x30x2	40x40x2	50x50x3	60x60x3	70x70x4	80x80x5	***	***
Max. stainless stell (mm)	32x2	42x2	51x2	76x3	89,9x3	114x5	140x5	168x5
Max. Bending radius (mm) CLR	275	275	275	275	275	350	400	500
Max. Bending angle (°)	190	190	190	190	190	190	190	190
Bending speed (°/sn)	72	60	40	40	35	25	12	10
Hydraulic motor power (kW)	5,5	11	11	15	22	30	37	45
Mandrel Length (mm)	2400	2400	3150	3150	4000	4000	5000	5000
Bending Accuracy	± 0,1	± 0,1	± 0,1	± 0,1	± 0,1	± 0,1	± 0,3	± 0,5
Oil tank capacity	100	120	140	160	160	180	240	300
Max. Hydraulic pressure (bar)	140	140	160	210	220	240	260	260
Weight (kg)	2000	2500	3000	4000	4250	6500	xxx	xxx
Length (mm)	3400	3400	4000	4000	5000	6300	8000	9000
Width (mm)	1200	1500	1500	1700	1850	2200	2500	2500
Height (mm)	1100	1300	1300	1400	1400	1450	2500	2500

*** on request
xxx not clear

CNC Pipe Bending MODELS

	CNC R1								
	CNC 32	CNC 38	CNC 42	CNC 51	CNC 76	CNC 90	CNC114	CNC 160	CNC 230
Max. Pipe diameter (mm)	32	38	42	51	76	90	114	168	220
Max. Wall thickness (mm)	3	3	3	4	5	5	6	8	8
Max. profile (mm)	30x30x2	35x35x3	40x40x2	50x50x3	60x60x3	70x70x4	80x80x4	***	***
Max. stainless stell (mm)	32x2	38x2	42x2	51x2	76x3	89,9x3	114x5	168x5	***
Max. Bending radius (mm) CLR	250	250	250	250	250	250	300	***	***
Min. Bending radius (mm)	25	25	30	30	35	45	55	***	***
Max. Bending angle (°)	190	190	190	190	190	190	190	***	***
Bending speed (°/sn)	50	50	50	35	30	30	30	***	***
Feeding speed (mm/sn)	1000	1000	1000	1000	800	800	500	***	***
Rotating speed (°/sn)	210	210	210	210	140	140	60	***	***
Hydraulic motor power (kW)	11	11	11	15	30	30	30	***	***
Mandrel Length (mm)	3250	3250	3250	3250	3500	4000	4000	***	***
Bending Accuracy	±0.1	±0.1	±0.1	±0.01	±0.1	±0.1	±0.1	***	***
Feeding & Turning Accuracy	±0.1	±0.1	±0.1	±0.1	±0.1	±0.1	±0.1	***	***
Oil tank capacity	120	120	120	120	160	160	180	***	***
Max. Hydraulic pressure (bar)	140	140	160	160	210	240	240	***	***
Weight (kg)	2500	3000	3000	3500	4500	5000	8000	***	***
Length (mm)	5000	5000	5000	5000	5500	5750	6000	***	***
Width (mm)	1500	1500	1500	1500	1700	1850	2200	***	***
Height (mm)	1400	1400	1400	1500	1600	1600	2000	***	***

	CNC R3			
	CNC 38	CNC42	CNC 60	CNC 80
Max. Pipe diameter (mm)	38	42	60	80
Max. Wall thickness (mm)	2	2	3	4
Max. profile (mm)	35x35x2	40x40x2	50x50x2	60x60x3
Max. stainless stell (mm)	32x2	42x2	51x2	76x2
Max. Bending radius (mm) CLR	200	200	250	250
Min. Bending radius (mm)	25	25	25	25
Max. Bending angle (°)	190	190	190	190
Bending speed (°/sn)	90	90	40	35
Feeding speed (mm/sn)	1000	1000	800	800
Rotating speed (°/sn)	210	210	140	140
Hydraulic motor power (kW)	11	11	15	22
Mandrel Length (mm)	3250	3250	3900	3900
Bending Accuracy	±0.1	±0.1	±0.1	±0.1
Feeding & Turning Accuracy	±0.1	±0.1	±0.1	±0.1
Oil tank capacity	140	140	140	140
Max. Hydraulic pressure (bar)	140	140	200	200
Weight (kg)	3000	3000	6000	7000
Length (mm)	5500	5500	6300	6300
Width (mm)	1600	1600	1600	1600
Height (mm)	2000	2000	2000	2000

Note: Cansa Makina reserve to change models, equipments, technical specifications and colours of the machines produced by Cansa Makina without prior notice. The models offered to sale may be different from the models in the website or catalogue.